

CT MORGAN YOUTH OF THE YEAR CONTEST

Friday, June 7th and Saturday, June 8th

Time Schedule

June 7th –

4:00 pm – Registration at the trophy booth area of the Coliseum

4:30 pm – Judging, you will judge 3 classes, 2 in hand and one riding class, reasons will be given for 1 class and will follow the completion of the judging.

6:00 pm – Pizza Party for all youth – in the area by the Office in C Barn

June 8th –

9:00 am – Meet at the trophy booth area for Test, please bring a laptop or iPad, test will be online except for the Leadline contestants it will be written and they may ask for a reader if needed.

10:30 am – Speeches, please bring 3 copies of your speech and your posters, etc.

The awards will be given out before the evening session Saturday at approximately 6:30 pm. Each division will be receiving 8 ribbon placings with Championship ribbons for overall. The winner of the Senior Division will be receiving a \$1,000 scholarship to attend the Morgan Grand National Youth of the Year contest in October.

If there are any conflicts with classes you may be showing in or you will not be here at the show until Saturday, please let me know and we will work something out.

REMINDER: Your patterns will need to be done on video and sent to the email listed here by Friday, May 31st. My email is Rocket19992001@gmail.com.

Entry Fee for this contest is \$25 and you may bring a check or cash the day of the contest. If you are showing you also may add it to your show bill.

SPEECH TOPICS

SENIOR

Morgan Horse Magazine asks you to write an article for them on the youth involvement in our breed. What would you choose to write about and think about what pictures you would put in with the article. Write as if you were actually doing an article!

JUNIOR

You will be going to a horse show. What discipline do you ride? What clothes would you need to bring, what tack or accessories do you need for yourself. Be creative!

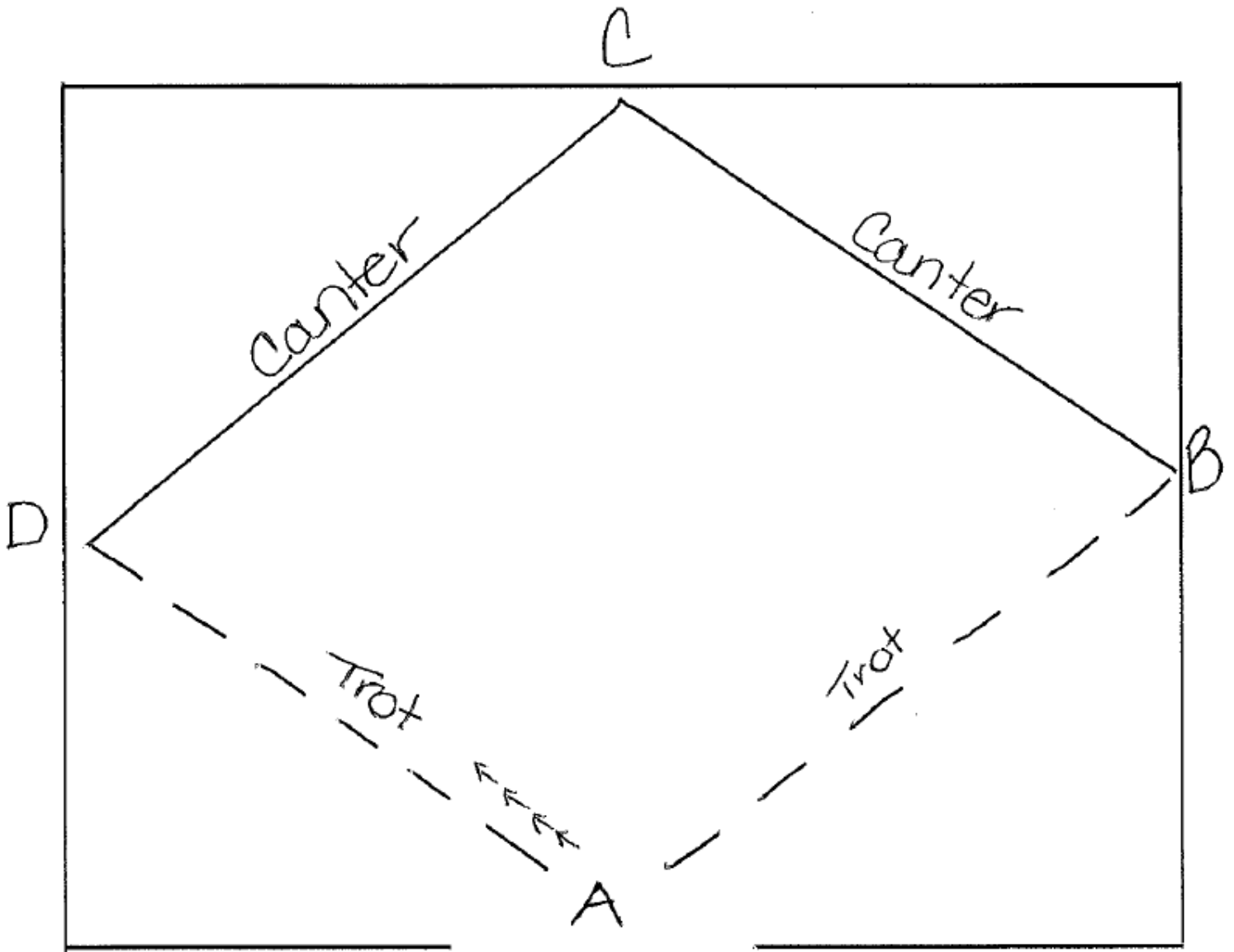
WALK/TROT

You will be writing a book report for school. Your topic you choose will be horses, of course! What will you write about? Give us the topic of your report and what details will you include?

LEADLINE

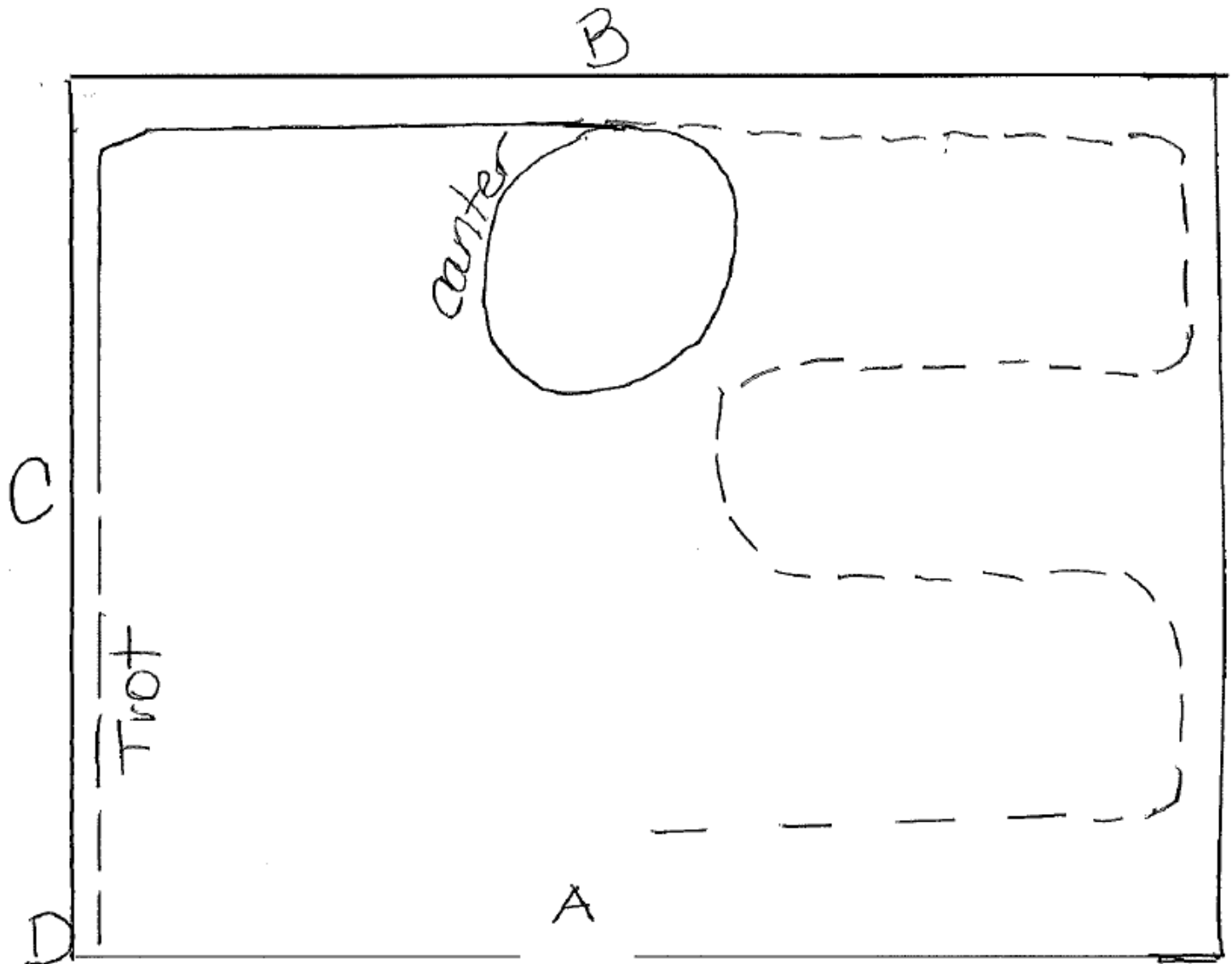
Who is your favorite horse at your barn or anywhere? Tell us why and provide pictures of the horse if you can!

SENIOR PATTERN



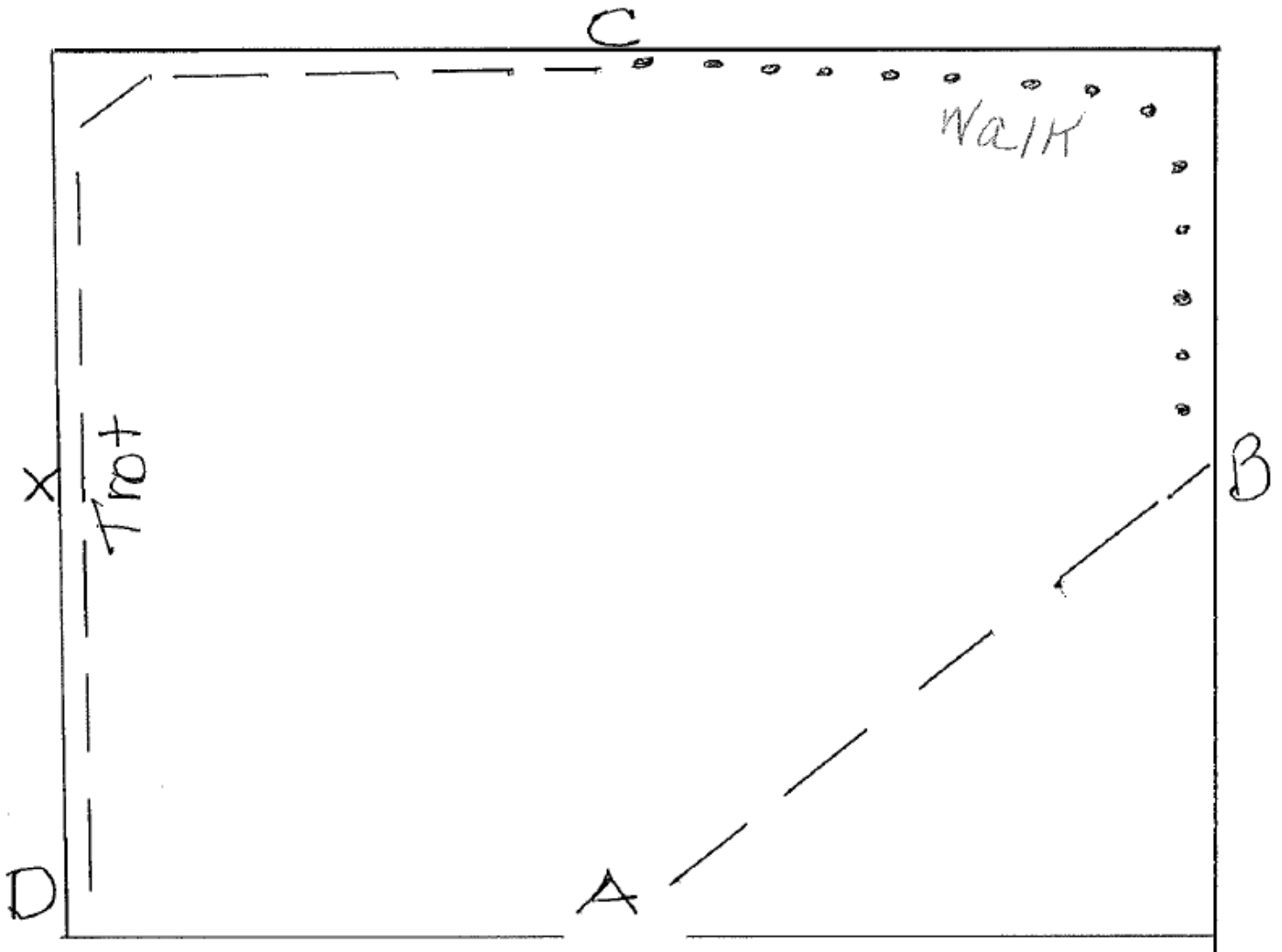
Enter ring at A at a walk. Turn to the right to perform a diagonal line to B showing at a trot on the correct diagonal. Halt. Turn to the left to perform a canter to C on the correct lead. Halt. Turn to the left to perform the canter on the incorrect lead to D. Halt. Turn to the left and drop your stirrups and trot back to A on the correct diagonal. Halt. Pick up your stirrups then back your horse 4 steps. You have completed your pattern!

JUNIOR PATTERN



Enter the ring at A at the walk. Turn to your right and trot a 3 loop serpentine to B showing the correct changes of diagonal. Halt at B. Pick up the canter and canter a circle in the center of the ring and continue down the rail to your left to C and halt at C. Drop your stirrups and trot to D on the correct diagonal. Halt and pick up your stirrups. You have completed your pattern!

WALK/TROT AND LEADLINE PATTERN



Enter the ring at A at the walk. Pick up the trot and trot a diagonal line to B on the correct diagonal. Halt. Walk to C. Pick up the trot at C and trot down the rail to D showing a change of diagonal halfway down the rail. Halt. You have completed your pattern!